

Nov. 2021 Edition

# ATV/UTV And MOTORCYCLES

## TIRES 2021/22 GLOBAL



**ARISUN**®

Zhongce Rubber Group Co., Ltd. (ZC-RUBBER) takes great pride in producing tires that rate among the best in the world. Our corporate philosophy is all about collaboration with our suppliers, with over 10,000s of companies who sell our products around the world, and with our millions of end customers who trust our tires every single day.

Our engineers are working together closely with our international Research and Development (R&D) team combined of Japanese and Korean experts. We keep on investing millions of US dollars in establishing various production and testing facilities. Meanwhile the quality control system approved by global tire manufacturers and international vehicle manufacturers will guarantee the safety and quality of ZC-Rubber tires.

Today ZC-Rubber is expanding from a Chinese oriented company to a global tire manufacturer. The subsidiaries located in Southeast Asia, North America, South America and Europe (coming soon) are serving customers without any difference of time and language. The newly established Thailand plant will produce suitable products for local and nearby markets. Safe and value will be the key supplied by ZC-Rubber, who will craft a better future together with partners and friends all over the world.



- A Company established in Year 1958
- No. 1 Tyre Manufacturer in China
- No. 9 of Top 75 Global Tire Manufacturers in Year 2020
- Sale revenue reached USD4.36 billion in Year 2020



ADD: No.1,1st Street, Qiantang Area, Hangzhou,Zhejiang,China,310018  
TEL: +86-571-86755960 E-mail: sales2wheels@zc-rubber.com www.zc-rubber.com

**ZHONGCE RUBBER GROUP COMPANY LIMITED**

A new day has dawned bringing you a new line tires. Arisun tires are high quality, built with high tech features, and designed to perform. Whether off road, in the city, or on the track, you will enjoy the ride on Arisun Tires.

Arisun Tires are designed in the USA and manufactured by Zhongce Rubber Group Co., LTD., China's largest tire manufacturer. ZC Rubber utilizes state of the art manufacturing equipment and ISO 9001 certified. investment in a new high tech Research & Development center ensures the latest innovation and technology are integrated into each product. Employing a work force of over 30,000 people that adhere to strict quality control system guarantees you top quality tires and tubes. ZC Rubber takes great pride in producing tires that are rated among the best in the world.

The Arisun Team is comprised of seasoned Tire Professionals with many years of experience in the tire industry. Our goal is to design the best performing tires for bicycles,automotive,truck,ATV,motorcycle . ZC Rubber produces top name brand tires for other famous tire manufactures as private labels and now we bring you the same high quality, latest technology, and best value under theArisun brand name.

# ARISUN

[www.arisun-atvtire.com](http://www.arisun-atvtire.com)

## CONTENTS

<b>// ATV-SPORT</b>	<b>04</b>
XC PLUS	● AR05&AR06
ZUPER ACE	● AR17&AR18

<b>// ATV-UTILITY</b>	<b>08</b>
AR12	● AR12
new WL6A	● WL6A
AFTER SHOCK XD	● AR33
BRUISER XT	● AR68
BRUISER XAT	● AR69
THUNDER MT	● AR11
SWAMP THING	● AR49
GEAR BUSTER	● AR63

<b>// GOLF TIRE</b>	<b>20</b>
X TRAIL	● AT06
X SPORT	● TF06
CRUZE	● AT21
LIGHTNING	● AT24

<b>// LAWN &amp; GARDEN</b>	<b>26</b>
TURF REX	● TF01
TF03	● TF03
new LAWN PRO	● TF11

<b>// SAND TIRE</b>	<b>30</b>
new DUNES	● AR23&AR24

<b>// MOTO OFF-ROAD</b>	<b>32</b>
HARD TO INTERMEDIATE TERRIAN	● H887&H888
SOFT-MUD TERRAIN	● H875&H872
HARD TERRAIN	● H877&H876
SAND TERRAIN	● H880&H873

# ATV SPORT

ARISUN



# XC PLUS

**AR05**



**AR06**



- ✦ High performance tread design with advance rubber compound.
- ✦ Flexible Dog Bone tread pattern digs in for quick acceleration.
- ✦ Wide spacing between knobs provides better traction and clean-out.
- ✦ Angled shoulder knob increases side bite for cornering.

## XC PLUS

Part NO.	Pattern	Tire Size	Ply Rating	Load Index Speed Rating	Overall Diameter (inch)	Section Width (inch)	Rim Size (inch)	Inflated Pressure (Psi)	Max. Load (lbs)	Tread Depth (mm)
V10501	AR05	AT21x7-10	6	30F	21.2	7	10x5.5	7	235	12
V10502	AR05	AT22x7-10	6	33F	22.2	7	10x5.5	7	255	12
V10503	AR05	AT23x7-10	6	36F	23.2	7	10x5.5	7	275	12
V10601	AR06	AT20x11-10	6	42F	20.2	11	10x9.0	7	330	14.5
V10602	AR06	AT20x11-9	6	43F	20.2	11	9x9.0	7	340	14.5
V10603	AR06	AT22x11-9	6	48F	22.2	11	9x9.0	7	395	14.5
V10604	AR06	AT20x11-8	6	43F	20.2	11	8x9.0	7	340	14.5
V10605	AR06	AT22x11-10	6	47F	22.2	11	10x9.0	7	385	14.5

# ZUPER ACE

**AR17**



**AR18**



## ZUPER ACE

Part NO.	Pattern	Tire Size	Ply Rating	Load Index Speed Rating	Overall Diameter (inch)	Section Width (inch)	Rim Size (inch)	Inflated Pressure (Psi)	Max. Load (lbs)	Tread Depth (mm)
V11701	AR17	AT20x7-8	4	23N	20	7	8x5.5	22	195	10
V11702	AR17	AT22x7-10	4	25N	22	7	10x5.5	22	205	10
V11703	AR17	AT19x7-8	4	20N	19	7	8x5.5	22	175	10
V11801	AR18	AT22x10-8	4	39N	22	10	8x8.0	22	300	10
V11802	AR18	AT22x10-10	4	55N	22	10	10x8.0	22	480	10
V11803	AR18	AT20x10-9	4	34N	20	10	9x8.0	22	260	10
V11804	AR18	18x9.50-8	4	28N	18	9.4	8x7.0	22	220	10
V11805	AR18	22X10.00-10	6	73F	22	10	10x8.0	22	805	10



# UTILITY ATV

**ARISUN**



## AR12

- Heavy duty construction with deep lugs for longer tire life and greater durability.
- Directional Chevron Tread pattern with alternating open tread designed to self-clean.
- All conditions tire with 6 ply construction that slings mud!
- Economy utility tire delivers excellent performance and value

### AR12

Part NO.	Pattern	Tire Size	Ply Rating	Load Index Speed Rating	Overall Diameter (inch)	Section Width (inch)	Rim Size (inch)	Inflated Pressure (Psi)	Max. Load (lbs)	Tread Depth (mm)
V21201	AR12	AT25x8-12	6	43F	25.2	8	12x6.5	7	340	17.5
V21202	AR12	AT25x10-12	6	50F	25.2	10	12x8.0	7	420	18
V21203	AR12	AT26x9-12	6	50F	26.2	9	12x7.0	7	410	17.5
V21204	AR12	AT26x10-12	6	52F	26.2	10	12x8.0	7	440	18
V21205	AR12	AT26x12-12	6	58F	26.2	12	12x9.5	7	520	18
V21206	AR12	AT25x12-10	6	56F	25.2	12	10x9.5	7	495	18
V21207	AR12	AT23x8-11	6	38F	23.2	8	11x6.5	7	290	17.5
V21208	AR12	AT24x8-11	6	41F	24.2	8	11x6.5	7	320	17.5
V21209	AR12	AT24x9-11	6	45F	24.2	9	11x7.0	7	365	17.5
V21210	AR12	AT24x10-11	6	48F	24.2	10	11x8.0	7	395	18
V21211	AR12	AT25x8-11	6	43F	25.2	8	11x6.5	7	340	17.5
V21212	AR12	AT25x10-11	6	50F	25.2	10	11x8.0	7	420	18
V21213	AR12	AT24x8-12	6	40F	24.2	8	12x6.5	7	310	17.5
V21214	AR12	AT22x11-8	6	48F	22.2	11	8x9.0	7	395	18
V21215	AR12	AT22x11-9	6	48F	22.2	11	9x9.0	7	395	18
V21217	AR12	AT23x8-10	6	39F	23.2	8	10x6.5	7	300	17.5
V21218	AR12	AT23x10-10	6	46F	23.2	10	10x8.0	7	375	18
V21219	AR12	AT24x11-10	6	52F	24.2	11	10x9.0	7	440	18

## WL6A

**NEW**



### WL6A

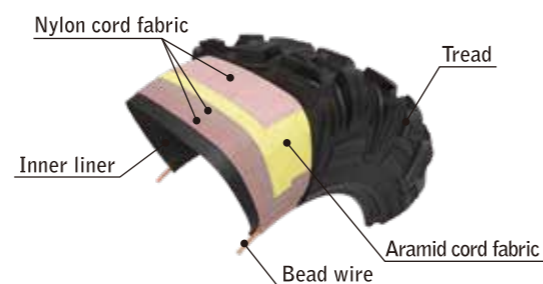
Part NO.	Pattern	Tire Size	Ply Rating	Load Index Speed Rating	Overall Diameter (inch)	Section Width (inch)	Rim Size (inch)	Inflated Pressure (Psi)	Max. Load (lbs)	Tread Depth (mm)
V26A01	WL6A	AT27x9-12	6	52F	27	9	12x7.0	7	440	16
V26A02	WL6A	AT27x11-12	6	56F	27	11	12x9.0	7	495	16
V26A03	WL6A	AT25x8-12	6	43F	25	8	12x6.5	7	340	16
V26A04	WL6A	AT25x10-12	6	50F	25	10	12x8.0	7	420	16
V26A05	WL6A	AT28x10R14	8	59F	28	10	14x8.0	8	535	16

# AFTER SHOCK XD



## AR33

- + Large tread lugs with siped construction can handle the toughest terrain on or off road.
- + Radial Tire for Xtreme Duty with Aramid reinforced sidewalls to protect against punctures.
- + Aggressive sidewall for added traction when climbing over rocks.
- + Reinforced 8 ply construction for added comfort and safety.



D4

## AFTER SHOCK XD

Part NO.	Pattern	Tire Size	Ply Rating	Load Index Speed Rating	Overall Diameter (inch)	Section Width (inch)	Rim Size (inch)	Inflated Pressure (Psi)	Max. Load (lbs)	Tread Depth (mm)	Protection
R13301	AR33	AT30X10R14	8	64F	30.0	10	14x8.0	8	615	15	D4
R13302	AR33	AT30x10R15	8	63F	30.0	10	15x8.0	8	600	15	D4
V23301	AR33	AT30X10R14	8	64F	30.0	10	14x8.0	8	615	15	
V23302	AR33	AT30x10R15	8	63F	30.0	10	15x8.0	8	600	15	
V23303	AR33	AT28X10R14	8	59F	28.2	10	14x8.0	8	535	15	
V23304	AR33	AT28x10R15	8	59F	28.2	10	15x8.0	8	535	15	
V23305	AR33	AT32x10R14	8	68M	32.2	10	14x8.0	22	695	15	
V23306	AR33	AT32x10R15	8	67M	32.2	10	15x8.0	22	675	15	
V23307	AR33	AT33x9.5R15	8	69M	33.5	10.4	15x7.0	22	715	13	
V23308	AR33	AT35x10R15	8	84M	35.2	10.5	15x7.0	22	1710	15	



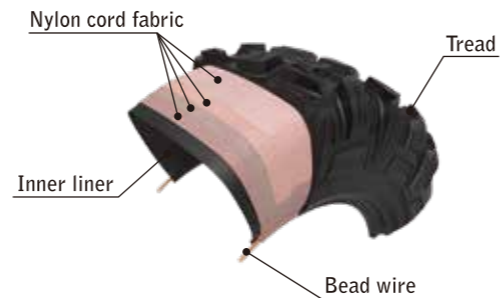


# BRUISER XT



## AR68

- + Deep lugs with non-directional pattern for optimum climbing performance.
- + Radial construction with wide footprint for exceptional traction.
- + Shoulder tread with plenty of side bite and to claw through off-camber terrain.
- + Excellent all around tire and suitable for desert, dirt, and rock.



F6

### BRUISER XT

Part NO.	Pattern	Tire Size	Ply Rating	Load Index Speed Rating	Overall Diameter (inch)	Section Width (inch)	Rim Size (inch)	Inflated Pressure (Psi)	Max. Load (lbs)	Tread Depth (mm)	Protection
R16806	AR68	AT28x10R14	8	59F	28.2	10	14x8.0	8	535	22	F6
R16808	AR68	AT30x10R14	8	64F	30.2	10	14x8.0	8	615	22	F6
V26801	AR68	AT25x8R12	8	47F	25.2	8	12x6.5	8	385	21	
V26802	AR68	AT25x10R12	8	54F	25.2	10	12x8.0	8	465	22	
V26803	AR68	AT26x9R12	8	53F	26.2	9	12x7.0	8	455	21	
V26804	AR68	AT26x10R12	8	56F	26.2	10	12x8.0	8	495	22	
V26805	AR68	AT26x12R12	8	63F	26.2	12	12x9.5	8	600	22	
V26806	AR68	AT28x10R14	8	59F	28.2	10	14x8.0	8	535	22	
V26807	AR68	AT30x10R14	8	64F	30.2	10	14x8.0	8	615	22	
V26808	AR68	AT27x9R12	6	52F	27.0	9	12x7.0	7	440	20	
V26809	AR68	AT27x12R12	6	60F	27.0	12	12x9.5	7	550	20	

# BRUISER XAT



## AR69



### BRUISER XAT

Part NO.	Pattern	Tire Size	Ply Rating	Load Index Speed Rating	Overall Diameter (inch)	Section Width (inch)	Rim Size (inch)	Inflated Pressure (Psi)	Max. Load (lbs)	Tread Depth (mm)
V26901	AR69	AT26x9R14	6	77F	26.0	9	14x7.0	22	910	18
V26902	AR69	AT26x11R14	6	84F	26.0	11	14x9.0	22	1100	18
V26903	AR69	AT27x9R14	6	79F	27.0	9	14x7.0	22	965	18
V26904	AR69	AT27x11R14	6	86F	27	11	14x9.0	22	1170	18
V26905	AR69	AT25x8R12	6	60J	25	8	12x6.5	18	555	18
V26906	AR69	AT25x10R12	6	68J	25	10	12x8.0	18	695	18
V26907	AR69	AT26x9R12	6	78F	26	9	12x7.0	22	935	18
V26908	AR69	AT26x10R12	6	81F	26	10	12x8.0	22	1020	18
V26909	AR69	AT24x8-12	4	31J	24	8	12x6.5	5	240	16
V26910	AR69	AT24x10-12	4	39J	24	10	12x8.0	5	300	16
V26911	AR69	AT25x8-12	6	43J	25	8	12x6.5	7	340	18
V26912	AR69	AT25x10-12	6	50J	25	10	12x8.0	7	420	18
V26913	AR69	26x8.00-14	6	56K	26	8	12x6.5	18	495	20
V26914	AR69	26x10.00-14	6	64K	26	10	12x8.0	18	615	20

# THUNDER MT

## AR11



- + Heavy Duty Utility Tire with reinforced Aramid belt for added puncture protection.
- + Directional Chevron tread with 8 ply construction handles any trail.
- + Tread designed for smooth rolling over hard pack surfaces.
- + Large shoulder lug for added side bite. Radial construction makes for a balanced tire with large foot print and exceptional traction.
- + Self-cleaning tread design cleans out Mud and Debris.

### THUNDER MT

Part NO.	Pattern	Tire Size	Ply Rating	Load Index Speed Rating	Overall Diameter (inch)	Section Width (inch)	Rim Size (inch)	Inflated Pressure (Psi)	Max. Load (lbs)	Tread Depth (mm)
V21101	AR11	AT25x8R12	8	47F	25.0	8	12x6.5	8	385	23
V21102	AR11	AT25x10R12	8	54F	25.0	10	12x8.0	8	465	25
V21103	AR11	AT26x9R12	8	53F	26.2	9	12x7.0	8	455	23
V21104	AR11	AT26x10R12	8	56F	26.2	10	12x8.0	8	495	25
V21105	AR11	AT28x10R12	8	61F	28.2	10	12x8.0	8	565	25
V21106	AR11	AT28x12R12	8	66F	28.2	12	12x9.5	8	665	25
V21107	AR11	AT26x12R12	8	63F	26.2	12	12x9.5	8	600	25
V21108	AR11	AT27x9R14	8	54F	27.2	9	14x7.0	8	465	23
V21109	AR11	AT27x11R14	8	60F	27.2	11	14x9.0	8	550	25
V21110	AR11	AT28x10R14	8	59F	28.2	10	14x8.0	8	535	25.5

# SWAMP THING

## AR49



- + Monster tread that's cupped to churn thru swamps.
- + Shoulder tread with hooked tooth designed for added side bite!
- + Medium Soft Compound grips for added traction thru sand, gravel, dirt, mud and anything that this beast can encounter!
- + N4D protection - Four layers of special nylon reinforced composite material provides extra defense against punctures.

### SWAMP THING

Part NO.	Pattern	Tire Size	Ply Rating	Load Index Speed Rating	Overall Diameter (inch)	Section Width (inch)	Rim Size (inch)	Inflated Pressure (Psi)	Max. Load (lbs)	Tread Depth (mm)
V24901	AR49	AT27x9-14	8	54F	26.8	9	14x7.0	8	465	38
V24902	AR49	AT27x11-14	8	60F	26.8	11	14x9.0	8	550	38
V24903	AR49	AT28x10-14	8	59F	28.0	10	14x8.0	8	535	38
V24904	AR49	AT30x10-14	8	64F	30.0	10	14x8.0	8	615	38
V24905	AR49	AT32x10-14	8	68F	32.0	10	14x8.0	8	695	38

# GEAR BUSTER



## AR63

- ✦ Cross tread designed to handle extreme abuse that UTV's encounter driving over the harshest conditions.
- ✦ Large pocket and siped tread blocks provide traction for rock crawling.
- ✦ Arisun Xtreme Armor has got you covered with Aramid Reinforced Sidewall providing added safety against flats! K4D Armor = Aramid reinforced composite material inside tire providing defense against punctures, cuts, and abrasion.
- ✦ This tire is the total package for all Off Road Performance!

### GEAR BUSTER

Part NO.	Pattern	Tire Size	Ply Rating	Load Index Speed Rating	Overall Diameter (inch)	Section Width (inch)	Rim Size (inch)	Inflated Pressure (Psi)	Max. Load (lbs)	Tread Depth (mm)
V26301	AR63	26x10R12	8	56F	26.2	10	12x8.0	8	480	18.3
V26302	AR63	26x10R14	8	55F	26.2	11	14x9.0	8	520	18.3
V26303	AR63	28x10R14	8	59F	28.2	10	14x8.0	8	535	18.3
V26304	AR63	30x10R14	8	64F	30.2	10	14x8.0	8	615	18.3
V26305	AR63	30x10R15	8	63F	30.2	10	15x8.0	8	600	18.3
V26306	AR63	AT26x9-12	6	78F	26	9	12x7.0	22	935	16
V26307	AR63	AT26x11-12	6	84F	26	11	12x9.0	22	1100	16



# GOLF TIRE

*ARISUN*



# X TRAIL



AT06

## X TRAIL

Part NO.	Pattern	Tire Size	Ply Rating	Load Index Speed Rating	Overall Diameter (inch)	Section Width (inch)	Rim Size (inch)	Inflated Pressure (Psi)	Max. Load (lbs)	Tread Depth (mm)
R30601	AT06	25x10-12NHS	6	96J	25.3	9.8	12x8.0	32	1565	17.5
R30602	AT06	25x11-12NHS	6	102J	25.3	10.8	12x9.0	32	1870	17.5
R30603	AT06	23x10.50-12NHS	6	100F	23.2	10.5	12x8.5	32	1760	14
R30606	AT06	22x11-10	4	76F	22.8	10.4	10x7.0	22	880	14
R30605	AT06	20x10-10	6	74F	20	9.6	10x7.0	22	825	14
R30607	AT06	23x10-14	6	79F	23.5	9.6	10x7.0	30	965	14
R30608	AT06	23x10-15	6	78F	24	8.5	15x7.0	30	935	12

# X SPORT



X SPORT

## X SPORT

Part NO.	Pattern	Tire Size	Ply Rating	Load Index Speed Rating	Overall Diameter (mm)	Section Width (mm)	Rim Size (inch)	Inflated Pressure (Psi)	Max. Load (lbs)	Tread Depth (mm)
V30601	TF06	205/50-10	4	67J	460	205	10x7.0	30	675	5.5
V30602	TF06	215/35-12	4	66J	460	210	12x7.0	30	660	5.5

# CRUZE



**AT21**

## CRUZE

Part NO.	Pattern	Tire Size	Ply Rating	Load Index Speed Rating	Overall Diameter (mm)	Section Width (mm)	Rim Size (inch)	Inflated Pressure (Psi)	Max. Load (lbs)	Tread Depth (mm)
R32101	AT21	215/35-12	4	66F	460	205	12x7.0	30	660	5
R32104	AT21	215/50-12	4	70F	520	205	12x7.0	30	660	5.5
R32102	AT21	205/50-10	4	67F	460	205	10x7.0	30	675	5.5
R32103	AT21	205/65-10	4	68F	520	205	10x7.0	24	695	6.5
R32105	AT21	205/30-12	4	53F	460	205	12x7.0	24	455	5.0
R32106	AT21	205/30-14	4	57F	535	205	14x7.0	24	505	5.0
R32107	AT21	22x10-10	4	77F	22	9.6	10x7.0	20	910	9.5
R32108	AT21	AT215/35-15	4	66F	550	205	15x7.0	30	660	5

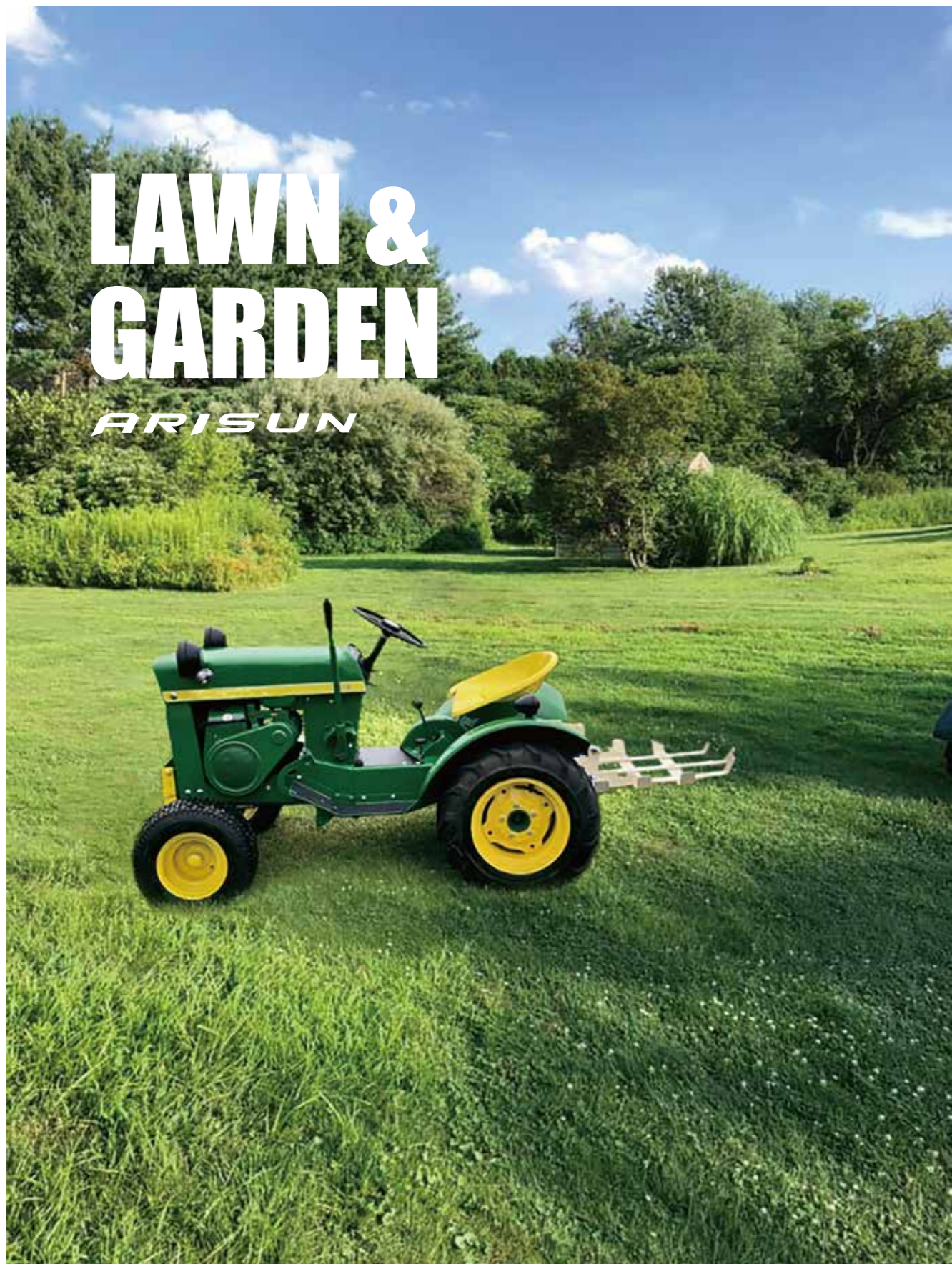
# LIGHTNING



**AT24**

## LIGHTNING

Part NO.	Pattern	Tire Size	Ply Rating	Load Index Speed Rating	Overall Diameter (inch)	Section Width (inch)	Rim Size (inch)	Inflated Pressure (Psi)	Max. Load (lbs)	Tread Depth (mm)
R32401	AT24	20x10-10	6	58J	20	10	10x8.0	20	520	6.5
R32402	AT24	23x10-12	6	65J	23	10	12x8.0	20	640	6.5
R32403	AT24	23x10-14	6	63J	23	10	14x8.0	20	600	6.5



// **LAWN & GARDEN**

**TURF REX**



**TF01**



**TURF REX**

Part NO.	Pattern	Tire Size	Ply Rating	Overall Diameter (inch)	Section Width (inch)	Rim Size (inch)	Inflated Pressure (Psi)	Max. Load (lbs)	Tread Depth (mm)
V40101	TF01	25x10.00-12NHS	6	25.4	10	12x8.0	32	1890	10
V40102	TF01	25x11.00-12NHS	6	25.4	11	12x9.0	32	2150	10
V40103	TF01	18x6.50-8NHS	4	18	6.4	8x5.375	28	770	6
V40104	TF01	15x6.00-6NHS	2	14.4"	6	6x4.5	14	365	4
V40105	TF01	20x8.00-8NHS	4	19.8"	8	8x6.5	22	855	6

# TF03



# LAWN PRO

**NEW**



## TF03

Part NO.	Pattern	Tire Size	Ply Rating	Overall Diameter (inch)	Section Width (inch)	Rim Size (inch)	Inflated Pressure (Psi)	Max. Load (lbs)	Tread Depth (mm)
V40301	TF03	18x8.50-8NHS	4	17.7	8.4	8x7.0	22	825	8.3

## LAWN PRO

Part NO.	Pattern	Tire Size	Ply Rating	Overall Diameter (inch)	Section Width (inch)	Rim Size (inch)	Inflated Pressure (Psi)	Max. Load (lbs)	Tread Depth (mm)
V41101	TF11	20x8.00-8NHS	4	19.8"	8	8x6.5	22	855	7
V41102	TF11	20x10.00-8NHS	4	19.8"	9.6	8x7.0	22	1200	7





# SAND TIRE

**ARISUN**

## AR23 AR24



### DUNES

Part NO.	Pattern	Tire Size	Ply Rating	Load Index Speed Rating	Overall Diameter (inch)	Section Width (inch)	Rim Size (inch)	Inflated Pressure (Psi)	Max. Load (lbs)	Tread Depth (mm)
V52301	AR23	28x9.00-14NHS	8	65F	28	8.8	14x7.0	10	635	12.8
V52401	AR24	28x11.00-14NHS	8	79F	28	10.8	14x9.0	15	965	22



# MOTO OFF-ROAD

**ARISUN**

## // MOTO OFF-ROAD

HARD-TO-INTERMEDIATE TERRAIN



### H887-FRONT

- + Widely opened tread knobs designed for excellent trafficability on rough road surface.
- + Outstanding durability while jumping benefited from robust casing construction.

#### H887

Part NO.	Tire Size	PR/LSR	TT/TL	Approved Rim (Measuring Rim)	Inflated Pressure (Kpa/P.S.I.)	Max. Load (Kg/Lbs)	Overall Diameter (mm)	Section Width (mm)	Tread Depth (Inch)
R410101	60/100-14M/C	4PR/29M	TT	1.50	225/33	103/228	476	62	11/32
R410102	70/100-17M/C	4PR/40M	TT	1.75	225/33	140/309	579	78	16/32
R410103	70/100-19M/C	4PR/42M	TT	1.75	225/33	150/331	630	78	16/32
R410104	2.75-21	4PR	TT	1.85	225/33	165/364	689	75	10/32
R410105	80/100-21M/C	4PR/51M	TT	1.85	225/33	195/430	701	86	17/32



### H888-REAR

- + Widely opened tread knobs designed for excellent trafficability on rough road surface.
- + Outstanding durability while jumping benefited from robust casing construction.

#### H888

Part NO.	Tire Size	PR/LSR	TT/TL	Approved Rim (Measuring Rim)	Inflated Pressure (Kpa/P.S.I.)	Max. Load (Kg/Lbs)	Overall Diameter (mm)	Section Width (mm)	Tread Depth (Inch)
R410201	2.50-10	4PR/33J	TT	1.50	250/37	115/254	389	65	12.6/32
R410202	2.75-10	4PR/37J	TT	1.75	250/37	128/283	399	71	13/32
R410206	80/100-12	4PR/50J	TT	1.85	250/37	190/419	465	80	15/32
R410207	90/100-14M/C	4PR/49M	TT	2.15	225/33	185/408	544	103	18/32
R410208	90/100-16M/C	4PR/51M	TT	2.15	225/33	195/430	604	103	18/32
R410203	2.75-17	4PR/41M	TT	1.85	225/33	145/320	588	75	13/32
R410204	3.00-18	4PR/47M	TT	1.85	225/33	175/390	641	88	14/32
R410205	4.10-18	4PR/59M	TT	2.15	225/33	243/535	654	114	19/32
R410209	110/100-18M/C	4PR/64M	TT	2.50	225/33	280/618	695	122	20/32
R410210	120/90-18M/C	4PR/63M	TT	2.75	225/33	272/600	682	128	20/32
R410211	100/90-19M/C	4PR/57M	TT	2.50	225/33	230/508	675	108	20/32
R410212	110/90-19M/C	4PR/62M	TT	2.50	225/33	265/585	695	122	20/32
R410213	120/80-19M/C	4PR/65M	TT	2.75	225/33	290/640	685	128	19/32
R410214	2.50-17	4PR/38M	TT	1.60	225/33	132/291	568	65	11/32



## H875-FRONT

- + Outstanding durability while jumping benefited from robust casing construction & solid tread blocks.
- + Widely opened tread knobs combined with durable compound designed for excellent trafficability and traction in sand & mud.

### H875

Part NO.	Tire Size	PR/LSR	TT/TL	Approved Rim (Measuring Rim)	Inflated Pressure (Kpa/P.S.I.)	Max. Load (Kg/Lbs)	Overall Diameter (mm)	Section Width (mm)	Tread Depth (Inch)
R420101	70/100-17M/C	4PR/40M	TT	1.75	225/33	140/309	579	78	16/32
R420102	80/100-21M/C	4PR/51M	TT	1.85	225/33	195/430	701	86	17/32



## H872-REAR

- + Outstanding durability while jumping benefited from robust casing construction & solid tread blocks.
- + Widely opened tread knobs combined with durable compound designed for excellent trafficability and traction in sand & mud.

### H872

Part NO.	Tire Size	PR/LSR	TT/TL	Approved Rim (Measuring Rim)	Inflated Pressure (Kpa/P.S.I.)	Max. Load (Kg/Lbs)	Overall Diameter (mm)	Section Width (mm)	Tread Depth (Inch)
R420201	90/100-14M/C	4PR/49M	TT	2.15	225/33	185/408	544	103	18/32
R420202	110/100-18M/C	4PR/64M	TT	2.50	225/33	280/618	695	122	20/32
R420203	120/90-18M/C	4PR/63M	TT	2.75	225/33	272/600	682	128	20/32
R420204	100/90-19M/C	4PR/57M	TT	2.50	225/33	230/508	675	108	20/32
R420205	110/90-19M/C	4PR/62M	TT	2.50	225/33	265/585	695	122	20/32
R420206	120/80-19M/C	4PR/65M	TT	2.75	225/33	290/640	685	128	19/32



## H877-FRONT

- + Excellent shock resistance thanks to robust tread blocks.
- + High strength casing structure can bear great shock easily.
- + Superb elastic rubber compound ensure optimal trafficability on sandy surface.

### H877

Part NO.	Tire Size	PR/LSR	TT/TL	Approved Rim (Measuring Rim)	Inflated Pressure (Kpa/P.S.I.)	Max. Load (Kg/Lbs)	Overall Diameter (mm)	Section Width (mm)	Tread Depth (Inch)
R440101	80/100-21M/C	4PR/51M	TT	1.85	225/33	195/430	701	86	14/32



## H876-REAR

- + Excellent shock resistance thanks to robust tread blocks.
- + High strength casing structure can bear great shock easily.
- + Superb elastic rubber compound ensure optimal trafficability on sandy surface.

### H876

Part NO.	Tire Size	PR/LSR	TT/TL	Approved Rim (Measuring Rim)	Inflated Pressure (Kpa/P.S.I.)	Max. Load (Kg/Lbs)	Overall Diameter (mm)	Section Width (mm)	Tread Depth (Inch)
R440201	110/100-18M/C	4PR/64M	TT	2.50	225/33	280/618	695	122	20/32
R440202	120/90-18M/C	4PR/63M	TT	2.75	225/33	272/600	682	128	20/32
R440203	110/90-19M/C	4PR/62M	TT	2.50	225/33	265/585	695	122	20/32
R440204	100/90-19M/C	4PR/57M	TT	2.50	225/33	230/508	675	108	20/32
R440205	120/80-19M/C	4PR/65M	TT	2.75	225/33	290/640	685	128	19/32



## H880

8 PADDLES SERIES

+ Robust multi-cupped paddles can achieve great traction by penetrating into the sand easily.

### H880

Part NO.	Tire Size	PR/LSR	TT/TL	Approved Rim (Measuring Rim)	Inflated Pressure (Kpa/P.S.I.)	Max. Load (Kg/Lbs)	Overall Diameter (mm)	Section Width (mm)	Tread Depth (Inch)
R430101	110/90-19M/C	4PR/62M	TT	2.50	225/33	265/585	695	122	112/32
R430102	110/100-18M/C	4PR/64M	TT	2.50	225/33	280/618	695	122	112/32



## H873

10 PADDLES SERIES

+ Robust multi-cupped paddles can achieve great traction by penetrating into the sand easily.

### H873

Part NO.	Tire Size	PR/LSR	TT/TL	Approved Rim (Measuring Rim)	Inflated Pressure (Kpa/P.S.I.)	Max. Load (Kg/Lbs)	Overall Diameter (mm)	Section Width (mm)	Tread Depth (Inch)
R430201	110/90-19M/C	4PR/62M	TT	2.50	225/33	265/585	695	122	112/32